

Muskegon Heights Fire Department

Aug- Sept 2022

Fire Department Run Statistics



Troy Bell
City Manager

Christopher J. Dean
Fire Chief

Responses

Page 1 of 3

Our current call volume is currently remaining above the 5-year average. The call volume has helped with the ongoing department training for our new hires. In addition, it has created an opportunity for various medical skills to be demonstrated under the guidance of more senior staff.

Call volume is equally spread among each day of the week when looking at the entire year. The time of day where call volume is the lowest fall between 3:00 AM and 7:00 AM. The uniformity in call volume leaves little opportunity for peak call volume staffing increases.

In September, Lieutenants will review previous fire incident reports to ensure the fire loss information is complete and accurate. I recently reviewed the data and found some areas were not fully updated. This may result in the Fire loss numbers looking a little different.

In 2022 there were 204 times when we were on two or more emergency calls simultaneously. There were 18 times when we were on three or more simultaneous calls. This underscores the need for sufficient staffing daily.

Fire Safety Inspections

Since June 1, 2022, our part-time Fire Inspector has conducted more than 150 inspections. As a result, there are approximately 30 businesses that have completed the fire safety inspection process. In the process, we have updated emergency contacts and corrected dozens of violations that may have resulted in a fire.

Staffing

Currently, we have two team members off on worker's compensation. Of the two off due to injury, one is expected to be back near the end of the year. These injuries create day-to-day shortages, which result in overtime.

Currently, Shawn Roberson is Acting Lieutenant to provide additional managerial support and direction to the shift lacking a Lieutenant. Additionally, Acting Lieutenant Roberson has taken on other responsibilities mentoring new hires. On my last vacation, Roberson was the Duty Chief filling in as a Deputy Chief to assure operations continuity.

Currently, we have 15 full-time staff, including the fire chief, of which two are on worker compensation, and one is waiting to retest on certifications.

Equipment issues have slowed the ability to clear new staff members on the various equipment. In addition, trucks that are out of service or performing poorly does not allow for optimal training.

Total Full Time	15	Including Chief
Probationary (less than one year)	6	1 Needed to retest
Total on Work Comp	2	1 FF, 1 LT
Total Active Non-Probationary Full-Time	7	Including Chief
Total Part-Time	3	Including the Inspector

Apparatus and Equipment

Currently, only two large fire trucks are in-service and operating. Various maintenance items with the large apparatus still need to be addressed in addition to pump testing. Some of the more pressing things and a few resolved items are listed below.

Engine 120 2011 HME / Alexis 1,177 Engine Hours 54,344 Miles

Item	Estimate	Other
Pump Gear Box Repair	\$8,000 to \$26,000	Waiting for Approval
Tie-Rod Replacement	\$1,500 to \$2,500	Parts are in stock
Tire repair	Less than \$500	Cannot move the truck
Air Conditioner Motor	\$3,000 to \$4,000	Hold for larger times
Pump-testing	\$250	Hold for the larger item

Engine 130 1998 HME / Alexis 3,990 Engine Hours* 22,800 Miles **

Item	Estimate	Other
Overheating	\$2,500	Waiting on clarification
AC not working	Unknown	Waiting for assessment
	Recent Repairs Complete	
Alternator replacement	\$3,600	
6 Tires	\$2,500	

**=odometer and hours meter were replaced in 2016 apx
On November 23, 2021, the EMC showed 13,600 idle hours

Engine 142 1998 HME / Alexis 1,478 Engine Hours 1,375 Miles *

Item	Estimate	Other
	Recent Repairs Complete	
Tie-Rod Replacement	\$1,800	
Window repair	N/A	Internal repair
Starter Replacement	\$1,500	

**=odometer 2021 apx

Several fire truck repair companies have reached out, offering service for our equipment. All prospective service providers would naturally be aware of the opportunity for continuous work due to the age of our fleet. The age of the fleet and intensity of use is an excellent indicator of the required maintenance. In addition, road conditions add additional stress to the large trucks.

We have also received information on available demo fire trucks through various suppliers. Most of the information received thus far is outside our price or specification range. We follow up daily on fire trucks that may be available to fill the immediate need and reduce money poured into repairs.

In other equipment news we are waiting on the third-party contractor to conduct SCAB Flow testing.

Incident Type Report (Summary)

Muskegon Central Dispatch

Date Range: From 01/01/2022 to 08/31/2022
 Agency: Muskegon Heights Fire Department
 Company: All Companies

Incident Type	Count	Pct of Incidents	Total Est Loss	Total Est Loss
1 Fire				
100 Fire, other	2	0.14%	\$0	0.00%
1001 Structure Fire	1	0.07%	\$0	0.00%
110 Structure fire, Other (conversion only)	3	0.21%	\$0	0.00%
111 Building fire	6	0.42%	\$3,100	2.36%
1111 Working Structure Fire	15	1.05%	\$125,000	94.98%
112 Fires in structure other than in a building	2	0.14%	\$0	0.00%
113 Cooking fire, confined to container	12	0.84%	\$500	0.38%
118 Trash or rubbish fire, contained	1	0.07%	\$0	0.00%
131 Passenger vehicle fire	5	0.35%	\$0	0.00%
142 Brush or brush-and-grass mixture fire	5	0.35%	\$0	0.00%
150 Outside rubbish fire, other	5	0.35%	\$0	0.00%
151 Outside rubbish, trash or waste fire	9	0.63%	\$0	0.00%
Totals	66	4.60%	\$128,600	97.72%
2 Overpressure Rupture, Explosion, Overheat(no fire)				
Totals	0	0.00%	\$0	0.00%
3 Rescue & Emergency Medical Service Incident				
3001 Rescue, EMS incident, other, false medical alarm	1	0.07%	\$0	0.00%
311 Medical assist, assist EMS crew	395	27.55%	\$0	0.00%
3111 Medical Assist, Cleared by EMS crew on Arrival	57	3.97%	\$0	0.00%
3112 Lift assist only, no injury	24	1.67%	\$0	0.00%
3113 Dispatched on medical, cancelled en route	6	0.42%	\$0	0.00%
320 Emergency medical service incident, other	1	0.07%	\$0	0.00%
321 EMS call, excluding vehicle accident with injury	521	36.33%	\$0	0.00%
322 Motor vehicle accident with injuries	11	0.77%	\$0	0.00%
324 Motor vehicle accident with no injuries.	4	0.28%	\$0	0.00%
361 Swimming/recreational water areas rescue	1	0.07%	\$0	0.00%
Totals	1,021	71.20%	\$0	0.00%
4 Hazardous Condition (No Fire)				
400 Hazardous condition, other	1	0.07%	\$0	0.00%
412 Gas leak (natural gas or LPG)	13	0.91%	\$0	0.00%
424 Carbon monoxide incident	15	1.05%	\$0	0.00%
440 Electrical wiring/equipment problem, other	7	0.49%	\$0	0.00%
441 Heat from short circuit (wiring), defective/worn	1	0.07%	\$0	0.00%
442 Overheated motor	1	0.07%	\$3,000	2.28%
444 Power line down	16	1.12%	\$0	0.00%
4441 Cable Television Line	5	0.35%	\$0	0.00%
4442 Telephone Line	9	0.63%	\$0	0.00%
Totals	68	4.74%	\$3,000	2.28%
5 Service Call				
500 Service Call, other	22	1.53%	\$0	0.00%
510 Person in distress, other	12	0.84%	\$0	0.00%
531 Smoke or odor removal	2	0.14%	\$0	0.00%
551 Assist police or other governmental agency	1	0.07%	\$0	0.00%
554 Assist invalid	38	2.65%	\$0	0.00%
561 Unauthorized burning	4	0.28%	\$0	0.00%
5612 Burning Complaint / Illegal Burn	4	0.28%	\$0	0.00%
Totals	83	5.79%	\$0	0.00%

Incident Type Report (Summary)

Muskegon Central Dispatch

Date Range: From 01/01/2022 to 08/31/2022
 Agency: Muskegon Heights Fire Department
 Company: All Companies

Incident Type	Count	Pct of Incidents	Total Est Loss	Total Est Loss
6 Good Intent Call				
600 Good intent call, other	77	5.37%	\$0	0.00%
611 Dispatched & canceled en route	43	3.00%	\$0	0.00%
6111 Dispatched & cancelled en route by EMS on scene	15	1.05%	\$0	0.00%
622 No incident found on arrival at dispatch address	5	0.35%	\$0	0.00%
650 Steam, other gas mistaken for smoke, other	1	0.07%	\$0	0.00%
651 Smoke scare, odor of smoke	1	0.07%	\$0	0.00%
652 Steam, vapor, fog or dust thought to be smoke	1	0.07%	\$0	0.00%
661 EMS call, party transported by non-fire agency	2	0.14%	\$0	0.00%
Totals	145	10.11%	\$0	0.00%
7 False Alarm & False Call				
700 False alarm or false call, other	22	1.53%	\$0	0.00%
7001 False alarm or false call, Fire	8	0.56%	\$0	0.00%
7002 False alarm or false call, Medical	2	0.14%	\$0	0.00%
733 Smoke detector activation due to malfunction	2	0.14%	\$0	0.00%
736 CO detector activation due to malfunction	1	0.07%	\$0	0.00%
741 Sprinkler activation, no fire - unintentional	1	0.07%	\$0	0.00%
744 Detector activation, no fire - unintentional	1	0.07%	\$0	0.00%
745 Alarm system activation, no fire - unintentional	13	0.91%	\$0	0.00%
Totals	50	3.49%	\$0	0.00%
8 Severe Weather & Natural Disaster				
Totals	0	0.00%	\$0	0.00%
9 Special Incident Type				
900 Special type of incident, other	1	0.07%	\$0	0.00%
Totals	1	0.07%	\$0	0.00%
Totals	1,434		\$131,600	

Primary Action Taken Report (Summary)

Muskegon Central Dispatch

Date Range: From 1/1/2022 to 8/31/2022

Agency: Muskegon Heights Fire Department

Primary Action Take	Count	Pct of Incidents	Total Est Loss	Total Est Loss
00 Action taken, other				
Totals	0	0.00%	\$0	0.00%
1 Fire Control or Extinguishment				
10 Fire control or extinguishment, other	4	0.29%	\$0	0.00%
11 Extinguishment by fire service personnel	45	3.21%	\$128,100	97.34%
12 Salvage & overhaul	7	0.50%	\$10,000	7.60%
Totals	56	3.99%	\$138,100	104.94%
2 Search & Rescue				
23 Extricate, disentangle	2	0.14%	\$0	0.00%
Totals	2	0.14%	\$0	0.00%
3 EMS & Transport				
30 Emergency medical services, other	480	34.21%	\$0	0.00%
31 Provide first aid & check for injuries	327	23.31%	\$0	0.00%
32 Provide basic life support (BLS)	20	1.43%	\$0	0.00%
33 Provide advanced life support (ALS)	3	0.21%	\$0	0.00%
Totals	830	59.16%	\$0	0.00%
4 Hazardous Condition				
40 Hazardous condition, other	4	0.29%	\$0	0.00%
42 HazMat detection, monitoring, sampling, & analysis	1	0.07%	\$0	0.00%
44 Hazardous materials leak control & containment	1	0.07%	\$0	0.00%
45 Remove hazard	2	0.14%	\$3,000	2.28%
Totals	8	0.57%	\$3,000	2.28%
5 Fires, Rescues & Hazardous Conditions				
51 Ventilate	11	0.78%	\$18,500	14.06%
52 Forcible entry	1	0.07%	\$0	0.00%
55 Establish safe area	2	0.14%	\$0	0.00%
Totals	14	1.00%	\$18,500	14.06%
6 Systems & Services				
60 Systems and services, other	2	0.14%	\$0	0.00%
63 Restore fire alarm system	4	0.29%	\$0	0.00%
64 Shut down system	2	0.14%	\$0	0.00%
Totals	8	0.57%	\$0	0.00%
7 Assistance				
70 Assistance, other	111	7.91%	\$0	0.00%
71 Assist physically disabled	57	4.06%	\$0	0.00%
73 Provide manpower	104	7.41%	\$0	0.00%
74 Provide apparatus	3	0.21%	\$0	0.00%
75 Provide equipment	3	0.21%	\$0	0.00%
78 Control traffic	2	0.14%	\$0	0.00%
Totals	280	19.96%	\$0	0.00%
8 Information, Investigation & Enforcement				
80 Information, investigation & enforcement, other	2	0.14%	\$0	0.00%
81 Incident command	10	0.71%	\$0	0.00%

Primary Action Taken Report (Summary)

Muskegon Central Dispatch

Date Range: From 1/1/2022 to 8/31/2022

Agency: Muskegon Heights Fire Department

Primary Action Take	Count	Pct of Incidents	Total Est Loss	Total Est Loss
82 Notify other agencies.	2	0.14%	\$0	0.00%
85 Enforce codes	2	0.14%	\$0	0.00%
86 Investigate	164	11.69%	\$23,500	17.86%
87 Investigate fire out on arrival	1	0.07%	\$0	0.00%
Totals	181	12.90%	\$23,500	17.86%
9 Fill-in, Standby				
92 Standby	4	0.29%	\$0	0.00%
93 Cancelled en route	58	4.13%	\$0	0.00%
Totals	62	4.42%	\$0	0.00%
Totals	1,403		\$131,600	



NFPA Analysis Report

Muskegon Central Dispatch

Date Range: From 1/1/2022 to 8/31/2022

Agency: Muskegon Heights Fire Department



FIRE IN STRUCTURES BY FIXED PROPERTY USE (OCCUPANCY) (All in Section A Incident Type 110-129)	Number of	Number of Civilian Fire Casualties. If none, write 0.		Estimated Property Damage from Fire. If no loss, write 0.
		Deaths	Injuries	
1. Private Dwellings (1 or 2 family), Including mobile homes (FPU 400-419)	19	0	0	\$112,100
2. Apartments (3 or more families) FPU 429 or FPU 439)	7	0	0	\$15,500
3. Hotels and Motels (FPU 449)	0	0	0	\$0
4. All other residential (dormitories, boarding houses, tents, etc.) (FPU 459-499)	0	0	0	\$0
5. TOTAL OTHER RESIDENTIAL FIRES (SHOULD BE SUM OF LINES 1 THROUGH 4)	26	0	0	\$127,600
6. Public Assembly (church, restaurant, clubs, etc.) (FPU 100-199)	1	0	0	\$0
7. Schools and Colleges (FPU 200-299)	0	0	0	\$0
8. Health Care and Penal Institutions (hospitals, nursing homes, prisons, etc.) (FPU 300-399)	0	0	0	\$0
9. Stores and Offices (FPU 500-599)	0	0	0	\$0
10. Industry, Utility, Defense, Laboratories, Manufacturing (FPU 600-799)	0	0	0	\$0
11. Storage in Structures (barns, vehicle storage garages, general storage, etc.) (FPU 800-899)	0	0	0	\$0
12. Other Structures** (outbuildings, bridges, etc.) (FPU 900-999)	0	0	0	\$0
13. TOTALS FOR STRUCTURE FIRES (SHOULD BE SUM OF LINES 5 THROUGH 12)	27	0	0	\$127,600
B. OTHER FIRE AND INCIDENTS				
14a. Fires in Highway Vehicles (autos, trucks, buses, etc.) (IT 131-132, 136-137)	5	0	0	\$0
14b. Fires in Other Vehicles (planes, trains, ships, construction or farm vehicles, etc.) (IT 130, 133-135, 138)	0	0	0	\$0
15. Fires outside of Structures with Value Involved, but Not Vehicles (outside storage, crops, timber, etc. (IT 140, 141, 161, 162, 164, 170-173)	0	0	0	\$0
16. Fires in Brush, Grass, Wildland (excluding crops and timber) with no value involved. (IT 142-143)	4	0	0	
17. Fires in Rubbish, Including Dumpsters (outside of structures), with no value involved. (IT 150-155)	14	0	0	
18. All Other Fires. (IT 100, 160, 163)	2	0	0	\$0
19. TOTAL FOR FIRES (SHOULD BE SUM OF LINES 13 THROUGH 18)	52	0	0	\$127,600
20. Rescue, Emergency Medical Responses (ambulance, EMS, rescue) (IT 300-381)	1,016			
21. False Alarm Responses (malicious or unintentional false calls, system malfunctions, bomb scares) (IT 700-746)	49			
22. Mutual Aid or Assistance Responses Given	33			
23. Hazardous Materials Responses (spills, leaks, etc.) (IT 410-431)	28			
23. Other Hazardous Conditions (arcing wires, bomb removal, power line down, etc.) (IT 440-482, 400)	39			
24. All Other Responses (smoke scares, lock-outs, animal rescues, etc.) (IT 200-251, 500-699, 800-911)	320			
25. TOTAL FOR ALL INCIDENTS (SHOULD BE SUM OF LINES 19 THROUGH 24)	1,537			

Based on what is reported in lines 5 and 13 for number of fire above, please report separately:

*Confined fires (e.g., cooking fires confined to cooking vessel, or chimney fire that did not spread beyond chimney, or confined trash fires)**IIT 113 - 118), and Nonconfined fires (IT 110 - 112, 120 - 123).*

	Number of Confined Fires	Number of Nonconfined Fires
5. Residential Fires (line 5 above)	13	13
13. Structure Fires (line 13 above)	13	14

BREAKDOWN OF FALSE ALARM RESPONSES

1. Malicious, Mischievous False Call (IT 710-715)	0
2. System Malfunction (IT 700-739)	3
3. Unintentional (tripping on Interior device accidentally etc.) (IT 740-749)	15
4. Other False Alarms (bomb scares, etc.) (IT 721, 700)	21

INTENTIONALLY SET FIRES IN STRUCTURES AND VEHICLES	Numbers of Fires	Number of Civilian Fire		Estimated Property Damage and Contents from Fire
		Deaths	Injuries	
1. Structure Fires Intentionally set	0	0	0	0
2. Vehicle Fires Intentionally set	0	0	0	0

FIRE SERVICE EXPOSURES AND INJURIES

1. Total number of firefighters that were exposed to infectious diseases	0				
2. Total Number of firefighters that were exposed to hazardous	0				
3. Total number of nonfatal firefighter injuries during all types of duty	2				
Nature of Most Serious Injury	Responding to or Returning from Incidents	At the Fire Ground	At Non-Fire Emergencies	Training	Other On-Duty
1. Burns (PAS 12,13,14,15)	0	0	0	0	0
2a. Smoke or Gas Inhalation(PAS 01,02)	0	0	0	0	0
2b. Other Respiratory Distress (PAS 03,44,64,65)	0	0	0	0	0
3. Burn and Smoke Inhalation PAS(11)	0	0	0	0	0
4. Wound, Cut, Bleeding, Bruise (PAS 21-25,35,36,72,73)	0	0	0	0	0
5. Dislocation, Fracture (PAS 31, 32, 63)	0	0	0	0	0
6. Heart Attack or Stroke (PAS 41, 42, 43)	0	0	0	0	0
7. Strain, Sprain, Muscular Pain (PAS 33, 34, and 98)	0	0	0	0	0
8. Thermal Stress (frostbite, heat, exhaustion) (PAS 57, 83-85)	1	0	0	0	0
9. Other (PAS All other codes)	1	0	0	0	0
10. Total	2	0	0	0	0

FIREGROUND INJURIES BY CAUSE

1. Exposure to Fire Products (Cause 4, object 47-49, 53, 64):	0
2. Exposure to Chemicals or Radiation(Cause 4, object 52,56):	0
3. Fall, jump, slip, trip (cause 1 to 3):	0
4. Overexertion, strain (cause 7):	1
5. Contact with object (cause 6):	1
6. Struck by (cause 5):	0
7. Exteme weather (cause 4, object 62):	0
8. Other:	0

THREE HIGHEST LOSS OF LIFE FIRES	THREE HIGHEST PROPERTY DAMAGE FIRES
NO LOSS OF LIFE EVENTS	<p>06/04/2022 05:56:46 3118 SANFORD ST CIVILIAN DEATHS: FIREFIGHTER DEATHS: PROPERTY LOSS:\$30000</p> <p>03/07/2022 21:27:10 2012 PARK ST CIVILIAN DEATHS: FIREFIGHTER DEATHS: PROPERTY LOSS:\$20000</p> <p>03/17/2022 22:41:55 616 IVORY AV CIVILIAN DEATHS: FIREFIGHTER DEATHS: PROPERTY LOSS:\$15000</p>

Monthly Totals By Incident Type

Muskegon Central Dispatch

Date Range: From 1/1/2022 to 8/31/2022
 Agency: Muskegon Heights Fire Department
 Company: All Companies

Incident Type	Jan	Feb	Mar	Apr	May	Jun	Jul	Aug	Sep	Oct	Nov	Dec	TOTAL	%
100-Fire, other	0	0	0	0	0	2	0	0	0	0	0	0	2	0.1%
1001-Structure Fire	0	0	0	1	0	0	0	0	0	0	0	0	1	0.1%
110-Structure fire, Other (conversion only)	0	0	0	1	0	1	0	1	0	0	0	0	3	0.2%
111-Building fire	1	1	0	1	1	1	0	1	0	0	0	0	6	0.4%
1111-Working Structure Fire	1	2	3	2	1	2	4	0	0	0	0	0	15	1%
112-Fires in structure other than in a building	0	0	2	0	0	0	0	0	0	0	0	0	2	0.1%
113-Cooking fire, confined to container	2	0	1	3	0	0	3	3	0	0	0	0	12	0.8%
118-Trash or rubbish fire, contained	0	0	0	0	0	1	0	0	0	0	0	0	1	0.1%
131-Passenger vehicle fire	1	1	1	0	2	0	0	0	0	0	0	0	5	0.3%
142-Brush or brush-and-grass mixture fire	0	0	0	0	4	0	1	0	0	0	0	0	5	0.3%
150-Outside rubbish fire, other	0	0	1	1	0	2	0	1	0	0	0	0	5	0.3%
151-Outside rubbish, trash or waste fire	0	1	2	1	1	2	2	0	0	0	0	0	9	0.6%
3001-Rescue, EMS incident, other, false medical alarm	0	0	0	0	0	1	0	0	0	0	0	0	1	0.1%
311-Medical assist, assist EMS crew	39	43	37	43	64	49	68	52	0	0	0	0	395	25.7%
3111-Medical Assist, Cleared by EMS crew on Arrival	11	8	8	6	12	5	4	3	0	0	0	0	57	3.7%
3112-Lift assist only, no injury	3	3	1	1	5	2	4	5	0	0	0	0	24	1.6%
3113-Dispatched on medical, cancelled en route	0	0	1	0	1	3	0	1	0	0	0	0	6	0.4%
320-Emergency medical service incident, other	1	0	0	0	0	0	0	0	0	0	0	0	1	0.1%
321-EMS call, excluding vehicle accident with injury	97	45	55	61	69	61	59	74	0	0	0	0	521	33.9%
322-Motor vehicle accident with injuries	0	0	2	1	2	2	1	3	0	0	0	0	11	0.7%
324-Motor vehicle accident with no injuries.	2	0	0	2	0	0	0	0	0	0	0	0	4	0.3%
361-Swimming/recreational water areas rescue	0	0	0	0	0	1	0	0	0	0	0	0	1	0.1%
400-Hazardous condition, other	0	0	0	0	0	0	1	0	0	0	0	0	1	0.1%
412-Gas leak (natural gas or LPG)	3	1	1	1	2	3	0	2	0	0	0	0	13	0.8%
424-Carbon monoxide incident	1	0	2	5	2	2	2	1	0	0	0	0	15	1%
440-Electrical wiring/equipment problem, other	0	0	1	0	0	3	3	0	0	0	0	0	7	0.5%
441-Heat from short circuit (wiring), defective/worn	0	1	0	0	0	0	0	0	0	0	0	0	1	0.1%
442-Overheated motor	0	0	0	0	0	0	0	1	0	0	0	0	1	0.1%
444-Power line down	2	0	0	1	3	2	2	6	0	0	0	0	16	1%
4441-Cable Television Line	0	1	0	1	0	1	1	1	0	0	0	0	5	0.3%
4442-Telephone Line	0	0	0	2	2	3	1	1	0	0	0	0	9	0.6%
500-Service Call, other	0	3	2	0	1	4	8	4	0	0	0	0	22	1.4%
510-Person in distress, other	0	0	1	0	2	5	2	2	0	0	0	0	12	0.8%
531-Smoke or odor removal	0	0	0	0	0	1	1	0	0	0	0	0	2	0.1%
551-Assist police or other governmental agency	0	1	0	0	0	0	0	0	0	0	0	0	1	0.1%
554-Assist invalid	2	6	4	7	6	3	7	3	0	0	0	0	38	2.5%
561-Unauthorized burning	1	1	0	0	1	1	0	0	0	0	0	0	4	0.3%
5612-Burning Complaint / Illegal Burn	1	0	0	0	2	0	1	0	0	0	0	0	4	0.3%

Incident Type	Jan	Feb	Mar	Apr	May	Jun	Jul	Aug	Sep	Oct	Nov	Dec	TOTAL	%
600-Good intent call, other	9	7	5	5	9	11	17	14	0	0	0	0	77	5%
611-Dispatched & canceled en route	2	4	9	9	9	6	2	2	0	0	0	0	43	2.8%
6111-Dispatched & cancelled en route by EMS on scene	7	4	0	3	1	0	0	0	0	0	0	0	15	1%
622-No incident found on arrival at dispatch address	1	0	1	0	2	0	0	1	0	0	0	0	5	0.3%
650-Steam, other gas mistaken for smoke, other	0	0	0	0	0	1	0	0	0	0	0	0	1	0.1%
651-Smoke scare, odor of smoke	0	0	0	0	1	0	0	0	0	0	0	0	1	0.1%
652-Steam, vapor, fog or dust thought to be smoke	0	0	0	1	0	0	0	0	0	0	0	0	1	0.1%
661-EMS call, party transported by non-fire agency	0	0	0	1	0	1	0	0	0	0	0	0	2	0.1%
700-False alarm or false call, other	2	2	1	1	1	3	9	3	0	0	0	0	22	1.4%
7001-False alarm or false call, Fire	3	1	1	0	0	1	1	1	0	0	0	0	8	0.5%
7002-False alarm or false call, Medical	0	1	0	1	0	0	0	0	0	0	0	0	2	0.1%
733-Smoke detector activation due to malfunction	0	0	0	0	0	1	0	1	0	0	0	0	2	0.1%
736-CO detector activation due to malfunction	0	1	0	0	0	0	0	0	0	0	0	0	1	0.1%
741-Sprinkler activation, no fire - unintentional	0	0	0	0	0	1	0	0	0	0	0	0	1	0.1%
744-Detector activation, no fire - unintentional	1	0	0	0	0	0	0	0	0	0	0	0	1	0.1%
745-Alarm system activation, no fire - unintentional	1	1	1	5	3	2	0	0	0	0	0	0	13	0.8%
900-Special type of incident, other	0	0	0	0	0	1	0	0	0	0	0	0	1	0.1%
Blank. Incident Type not Entered													103	6.7%
Total for all Incident Types	194	139	143	167	209	191	204	187	0	0	0	0	1,537	

NFIRS Mutual Aid Grid Summary Report

Muskegon Central Dispatch

Range From 1/1/2022 to 8/31/2022

Primary Agency Muskegon Heights Fire Department

Agency	Department Name	Mutual aid received	Automatic aid received	Mutual aid given	Automatic aid given	Other aid given	Grand Totals
MFD	City of Muskegon FD	0	0	1	0	0	1
06117	Dalton Township Fire Department	1	0	0	0	0	1
06105	Fruitport Charter Township Fire	0	0	1	0	0	1
06110	Muskegon Fire Department	9	0	16	0	1	26
06115	Norton Shores Fire Department	8	0	6	4	0	18
Total Count		18	0	24	4	1	47

Alarms by Time of Day

Muskegon Central Dispatch

Date Range: From 1/1/2022 to 8/31/2022
 Agency: Muskegon Heights Fire Department






Time of Day	Call Count
00:00 - 00:59	52
01:00 - 01:59	52
02:00 - 02:59	54
03:00 - 03:59	44
04:00 - 04:59	48
05:00 - 05:59	52
06:00 - 06:59	43
07:00 - 07:59	39
08:00 - 08:59	48
09:00 - 09:59	73
10:00 - 10:59	70
11:00 - 11:59	81
12:00 - 12:59	73
13:00 - 13:59	62
14:00 - 14:59	81
15:00 - 15:59	76
16:00 - 16:59	74
17:00 - 17:59	82
18:00 - 18:59	74
19:00 - 19:59	83
20:00 - 20:59	76
21:00 - 21:59	75
22:00 - 22:59	63
23:00 - 23:59	62
Total Alarms	
	1,537

Alarms by Day of Week

Muskegon Central Dispatch

Date Range: From 1/1/2022 to 8/31/2022

Agency: Muskegon Heights Fire Department

Day of Week		Totals
Sunday		230
Monday		236
Tuesday		225
Wednesday		236
Thursday		215
Friday		195
Saturday		200

No Date 0
 Total Alarms 1,537

Simultaneous Calls

Muskegon Central Dispatch

Time Period From 1/1/2022 to 8/31/2022

FDID 06111

Incident#	Start	End	Same Time	Address	M.A. Rec?	Call Type
2020-022021	06/26/22 21:06	06/26/22 22:09	2022001083	2399 HOYT ST	No	BURNING COMPLAINT
2020-022115	07/03/22 17:32	07/03/22 18:32	2022001130	167 W BROADWAY AV	No	MEDICAL EMERGENCY-PRIORITY
2022-000005	01/01/22 18:15	01/01/22 18:40	2022000006	3125 TEMPLE ST	No	GAS LEAK - INSIDE
2022-000006	01/01/22 18:39	01/01/22 18:46	2022000005	2799 S GETTY ST	No	PERS INJ ACCIDENT
2022-000012	01/02/22 19:11	01/02/22 19:26	2022000013	3366 SANFORD ST	No	MEDICAL EMERGENCY-PRIORITY
2022-000013	01/02/22 19:18	01/02/22 19:33	2022000012	615 IVORY AV	No	MEDICAL EMERGENCY-PRIORITY
2022-000025	01/04/22 11:26	01/04/22 11:41	2022000026	2216 7TH ST	No	MEDICAL EMERGENCY-PRIORITY
2022-000026	01/04/22 11:26	01/04/22 11:32	2022000025	2528 HOYT ST	No	MEDICAL EMERGENCY-PRIORITY
2022-000027	01/04/22 11:31	01/04/22 11:58	2022000025	412 E SHERMAN BL	No	MEDICAL EMERGENCY-PRIORITY
2022-000059	01/09/22 15:26	01/09/22 15:45	2022000060	120 E BROADWAY AV	No	MEDICAL EMERGENCY-PRIORITY
2022-000060	01/09/22 15:45	01/09/22 16:07	2022000059	2026 5TH ST	No	STRUCTURE FIRE
2022-000067	01/11/22 02:04	01/11/22 02:31	2022000068	2733 8TH ST	No	FD ASSIST CITIZEN
2022-000068	01/11/22 02:07	01/11/22 02:24	2022000067	3354 TEMPLE ST	No	MEDICAL EMERGENCY-PRIORITY
2022-000073	01/11/22 17:13	01/11/22 17:44	2022000074	2100 DYSON ST	No	MEDICAL EMERGENCY-PRIORITY
2022-000074	01/11/22 17:14	01/11/22 17:26	2022000073	3001 LEMUEL ST	No	MEDICAL EMERGENCY-PRIORITY
2022-000086	01/13/22 19:58	01/13/22 20:20	2022000087	525 W SUMMIT AV	No	MEDICAL EMERGENCY-PRIORITY
2022-000087	01/13/22 20:15	01/13/22 20:33	2022000086	479 OVERBROOK DR	No	MEDICAL EMERGENCY-PRIORITY
2022-000089	01/14/22 05:11	01/14/22 06:47	2022000090	915 E LAKETON AV	No	COMMERICAL FIRE
2022-000090	01/14/22 06:46	01/14/22 06:54	2022000089	65 E COLUMBIA AV	No	FD ASSIST CITIZEN
2022-000106	01/17/22 14:04	01/17/22 14:24	2022000107	2716 7TH ST	No	MEDICAL EMERGENCY-PRIORITY
2022-000107	01/17/22 14:08	01/17/22 14:30	2022000106	3217 9TH ST	No	MEDICAL EMERGENCY-PRIORITY
2022-000112	01/18/22 11:20	01/18/22 11:54	2022000113	3020 PECK ST	No	MEDICAL EMERGENCY-PRIORITY
2022-000113	01/18/22 11:41	01/18/22 12:08	2022000112	710 E HOVEY AV	Yes	MEDICAL EMERGENCY-PRIORITY
2022-000123	01/19/22 12:00	01/19/22 12:13	2022000124	3330 6TH ST	No	MEDICAL EMERGENCY-PRIORITY
2022-000124	01/19/22 12:02	01/19/22 12:26	2022000123	2344 WOOD ST	No	ASLT W / MED 1
2022-000137	01/21/22 21:13	01/21/22 21:42	2022000138	2145 BAKER ST	No	MEDICAL EMERGENCY-PRIORITY
2022-000138	01/21/22 21:23	01/21/22 21:51	2022000137	2108 6TH ST	No	MEDICAL EMERGENCY-PRIORITY
2022-000147	01/23/22 05:59	01/23/22 06:09	2022000148	65 E COLUMBIA AV	No	MEDICAL EMERGENCY-PRIORITY
2022-000148	01/23/22 06:02	01/23/22 06:25	2022000147	2205 HOWDEN ST	No	MEDICAL EMERGENCY-PRIORITY
2022-000163	01/25/22 16:00	01/25/22 16:24	2022000164	2140 JEFFERSON ST	No	MEDICAL EMERGENCY-PRIORITY
2022-000164	01/25/22 16:21	01/25/22 16:36	2022000163	2013 7TH ST	No	MEDICAL EMERGENCY-PRIORITY
2022-000169	01/26/22 15:05	01/26/22 15:29	2022000170	3220 7TH ST	No	MEDICAL EMERGENCY-PRIORITY
2022-000170	01/26/22 15:24	01/26/22 15:46	2022000169	3217 9TH ST	No	MEDICAL EMERGENCY-PRIORITY
2022-000171	01/26/22 17:38	01/26/22 17:58	2022000172	2207 8TH ST	No	MEDICAL EMERGENCY-PRIORITY
2022-000172	01/26/22 17:52	01/26/22 18:00	2022000171	2023 LEAHY ST	No	OVERDOSE - MED1
2022-000177	01/27/22 10:50	01/27/22 11:10	2022000178	2009 7TH ST	No	MEDICAL EMERGENCY-PRIORITY
2022-000178	01/27/22 10:52	01/27/22 11:10	2022000177	3112 WAALKES ST	No	MEDICAL EMERGENCY-PRIORITY
2022-000198	01/31/22 20:42	01/31/22 21:01	2022000199	2244 MAFFETT ST	No	MEDICAL EMERGENCY-PRIORITY
2022-000199	01/31/22 20:44	01/31/22 21:02	2022000198	2329 REYNOLDS ST	No	MEDICAL EMERGENCY-PRIORITY
2022-000206	02/01/22 21:28	02/01/22 22:09	2022000207	2804 WOODCLIFFE DR	No	MEDICAL EMERGENCY-PRIORITY
2022-000207	02/01/22 21:37	02/01/22 21:38	2022000206	749 E HOVEY AV	No	MEDICAL EMERGENCY-PRIORITY
2022-000208	02/01/22 22:09	02/01/22 22:36	2022000209	2316 SANFORD ST	No	MEDICAL EMERGENCY-PRIORITY
2022-000209	02/01/22 22:36	02/01/22 22:50	2022000208	3020 9TH ST	No	MEDICAL ALARM
2022-000212	02/02/22 12:44	02/02/22 13:00	2022000213	2429 S GETTY ST	No	MEDICAL EMERGENCY-PRIORITY
2022-000213	02/02/22 12:45	02/02/22 12:57	2022000212	2337 7TH ST	No	MEDICAL EMERGENCY-PRIORITY
2022-000224	02/04/22 19:26	02/04/22 19:44	2022000225	150 E SEAWAY DR WB	No	OVERDOSE - MED1
2022-000225	02/04/22 19:44	02/04/22 19:57	2022000224	3101 6TH ST	No	MEDICAL EMERGENCY-PRIORITY
2022-000247	02/09/22 14:46	02/09/22 15:24	2022000248	2799 S GETTY ST	No	PERS INJ ACCIDENT
2022-000248	02/09/22 14:50	02/09/22 15:21	2022000247	2913 TEMPLE ST	No	MEDICAL EMERGENCY-PRIORITY
2022-000281	02/18/22 12:54	02/18/22 13:10	2022000282	3391 MERRIAM ST	No	MEDICAL EMERGENCY-PRIORITY
2022-000282	02/18/22 13:03	02/18/22 13:21	2022000281	3357 WAALKES ST	No	STRUCTURE FIRE
2022-000290	02/20/22 22:30	02/20/22 22:52	2022000291	2140 JEFFERSON ST	No	MEDICAL EMERGENCY-PRIORITY
2022-000291	02/20/22 22:39	02/20/22 22:50	2022000290	167 W BROADWAY AV	No	MEDICAL EMERGENCY-PRIORITY
2022-000296	02/22/22 09:20	02/22/22 09:40	2022000297	167 W BROADWAY AV	No	MEDICAL EMERGENCY-PRIORITY
2022-000297	02/22/22 09:40	02/22/22 09:57	2022000296	423 COLLINS AV	No	MEDICAL EMERGENCY-PRIORITY
2022-000321	02/25/22 17:26	02/25/22 17:36	2022000322	3527 HOYT ST	No	MEDICAL EMERGENCY-PRIORITY
2022-000322	02/25/22 17:32	02/25/22 17:46	2022000321	2305 PECK ST	No	MEDICAL EMERGENCY-PRIORITY
2022-000325	02/26/22 04:46	02/26/22 05:10	2022000326	65 E COLUMBIA AV	No	MEDICAL EMERGENCY-PRIORITY
2022-000326	02/26/22 05:09	02/26/22 05:23	2022000325	2528 HOWDEN ST	No	MEDICAL EMERGENCY-PRIORITY
2022-000335	02/27/22 11:48	02/27/22 11:55	2022000336	2305 PECK ST	No	MEDICAL EMERGENCY-PRIORITY

Incident#	Start	End	Same Time	Address	M.A. Rec?	Call Type
2022-000336	02/27/22 11:50	02/27/22 11:58	2022000335	3320 HOYT ST	Yes	MEDICAL EMERGENCY-PRIORITY
2022-000361	03/04/22 12:52	03/04/22 13:45	2022000362	3020 PECK ST	No	MEDICAL EMERGENCY-PRIORITY
2022-000362	03/04/22 13:40	03/04/22 14:01	2022000361	733 W SUMMIT AV	No	COMMERICAL FIRE
2022-000368	03/05/22 21:35	03/05/22 21:53	2022000369	3305 WAALKES ST	No	MEDICAL EMERGENCY-PRIORITY
2022-000369	03/05/22 21:41	03/05/22 21:56	2022000368	3016 LEAHY ST	No	OVERDOSE - MED1
2022-000374	03/06/22 19:08	03/06/22 19:31	2022000375	150 E SEAWAY DR WB	No	OVERDOSE - MED1
2022-000375	03/06/22 19:24	03/06/22 19:36	2022000374	660 IVORY AV	No	MEDICAL EMERGENCY-PRIORITY
2022-000394	03/11/22 16:08	03/11/22 16:34	2022000395	2199 WOOD ST	No	PERS INJ ACCIDENT
2022-000395	03/11/22 16:33	03/11/22 17:14	2022000394	2544 SANFORD ST	No	MEDICAL EMERGENCY-PRIORITY
2022-000428	03/17/22 22:24	03/17/22 22:44	2022000429	3105 TEMPLE ST	No	CO TEST
2022-000429	03/17/22 22:41	03/18/22 00:57	2022000428	616 IVORY AV	Yes	COMMERICAL FIRE
2022-000450	03/22/22 15:10	03/22/22 16:05	2022000451	2799 7TH ST	No	PERS INJ ACCIDENT
2022-000451	03/22/22 15:40	03/22/22 15:52	2022000450	71 W BROADWAY AV	No	MEDICAL EMERGENCY-PRIORITY
2022-000452	03/22/22 15:52	03/22/22 16:17	2022000450	65 E COLUMBIA AV	No	COMMERICAL FIRE
2022-000464	03/24/22 23:34	03/24/22 23:44	2022000465	2444 MAFFETT ST	No	GUN SHOT WOUND - MED1
2022-000465	03/24/22 23:44	03/24/22 23:55	2022000464	3020 PECK ST	No	MEDICAL EMERGENCY-PRIORITY
2022-000478	03/28/22 14:10	03/28/22 14:27	2022000479	2808 SANFORD ST	No	MEDICAL EMERGENCY-PRIORITY
2022-000479	03/28/22 14:24	03/28/22 14:39	2022000478	3216 7TH ST	No	MEDICAL EMERGENCY-PRIORITY
2022-000493	03/30/22 21:37	03/30/22 21:54	2022000494	167 W BROADWAY AV	No	MEDICAL EMERGENCY-PRIORITY
2022-000494	03/30/22 21:52	03/30/22 22:17	2022000493	3333 6TH ST	No	GAS LEAK - INSIDE
2022-000504	04/01/22 09:06	04/01/22 09:17	2022000506	2733 7TH ST	No	MEDICAL EMERGENCY-PRIORITY
2022-000505	04/01/22 09:09	04/01/22 09:35	2022000504	3016 LEAHY ST	Yes	OVERDOSE - MED1
2022-000506	04/01/22 09:07	04/01/22 09:25	2022000504	3020 PECK ST	No	FD ASSIST CITIZEN
2022-000507	04/01/22 09:22	04/01/22 09:30	2022000506	99 E SUMMIT AV	No	MEDICAL EMERGENCY-PRIORITY
2022-000528	04/03/22 20:25	04/03/22 20:41	2022000529	3020 PECK ST	No	MEDICAL EMERGENCY-PRIORITY
2022-000529	04/03/22 20:30	04/03/22 21:26	2022000528	3020 9TH ST	No	MEDICAL EMERGENCY-PRIORITY
2022-000542	04/06/22 07:52	04/06/22 08:16	2022000543	506 W MAPLEWOOD AV	No	MEDICAL EMERGENCY-PRIORITY
2022-000543	04/06/22 08:12	04/06/22 08:33	2022000542	2140 SANFORD ST	No	MEDICAL EMERGENCY-PRIORITY
2022-000566	04/11/22 14:55	04/11/22 15:14	2022000567	3300 GLENDALE ST	No	CO TEST
2022-000567	04/11/22 15:08	04/11/22 15:28	2022000566	26 W MAPLEWOOD AV	No	MEDICAL EMERGENCY-PRIORITY
2022-000581	04/14/22 11:01	04/14/22 11:21	2022000582	3020 PECK ST	No	MEDICAL EMERGENCY-PRIORITY
2022-000582	04/14/22 11:18	04/14/22 11:59	2022000581	49 W SHERMAN BL	No	EXTRICATION TOOL
2022-000594	04/15/22 22:37	04/15/22 22:50	2022000595	3020 PECK ST	No	MEDICAL EMERGENCY-PRIORITY
2022-000595	04/15/22 22:49	04/15/22 22:57	2022000594	2241 5TH ST	No	MEDICAL EMERGENCY-PRIORITY
2022-000596	04/15/22 23:58	04/16/22 03:17	2022000597	3037 WAALKES ST	Yes	STRUCTURE FIRE
2022-000597	04/16/22 02:26	04/16/22 02:52	2022000596	3324 LEMUEL ST	No	FD ASSIST CITIZEN
2022-000669	04/28/22 13:31	04/28/22 13:49	2022000670	2141 REYNOLDS ST	No	MEDICAL EMERGENCY-PRIORITY
2022-000670	04/28/22 13:46	04/28/22 14:23	2022000669	412 E SHERMAN BL	No	COMMERICAL FIRE
2022-000675	04/29/22 04:26	04/29/22 04:31	2022000676	2425 HOYT ST	No	MEDICAL EMERGENCY-PRIORITY
2022-000676	04/29/22 04:30	04/29/22 04:48	2022000675	3233 LEAHY ST	No	SMOKE INVESTIGATION
2022-000683	04/30/22 08:48	04/30/22 09:13	2022000684	3309 GLENDALE ST	No	GRASS / BRUSH FIRE
2022-000684	04/30/22 09:13	04/30/22 09:25	2022000683	3020 PECK ST	No	MEDICAL EMERGENCY-PRIORITY
2022-000739	05/09/22 08:48	05/09/22 09:08	2022000740	2520 ELWOOD ST	No	ASLT W / MED 1
2022-000740	05/09/22 08:48	05/09/22 08:57	2022000739	2313 5TH ST	No	MEDICAL EMERGENCY-PRIORITY
2022-000744	05/09/22 15:03	05/09/22 16:26	2022000745	4599 GRAND HAVEN RD	No	GRASS / BRUSH FIRE
2022-000745	05/09/22 14:55	05/09/22 15:33	2022000744	1878 E STERNBERG RD	No	MEDICAL EMERGENCY-PRIORITY
2022-000760	05/11/22 09:12	05/11/22 09:23	2022000761	3369 8TH ST	No	MEDICAL EMERGENCY-PRIORITY
2022-000761	05/11/22 09:14	05/11/22 09:28	2022000760	2239 JARMAN ST	No	MEDICAL EMERGENCY-PRIORITY
2022-000762	05/11/22 11:16	05/11/22 11:45	2022000763	3309 MAFFETT ST	No	MEDICAL EMERGENCY-PRIORITY
2022-000763	05/11/22 11:22	05/11/22 11:28	2022000762	2808 SANFORD ST	No	MEDICAL EMERGENCY-PRIORITY
2022-000771	05/12/22 14:56	05/12/22 15:10	2022000772	3374 5TH ST	No	MEDICAL EMERGENCY-PRIORITY
2022-000772	05/12/22 14:59	05/12/22 15:08	2022000771	449 E HUME AV	No	WIRES DOWN/POLE FIRE
2022-000782	05/13/22 21:48	05/13/22 21:56	2022000783	2508 SANFORD ST	No	MEDICAL EMERGENCY-PRIORITY
2022-000783	05/13/22 21:54	05/13/22 22:01	2022000782	2213 5TH ST	No	GRASS / BRUSH FIRE
2022-000828	05/19/22 20:40	05/19/22 23:16	2022000829	2217 7TH ST	Yes	STRUCTURE FIRE
2022-000829	05/19/22 23:00	05/19/22 23:14	2022000828	150 E SEAWAY DR WB	No	OVERDOSE - MED1
2022-000891	05/30/22 09:56	05/30/22 10:08	2022000892	3020 PECK ST	No	MEDICAL EMERGENCY-PRIORITY
2022-000892	05/30/22 10:06	05/30/22 10:37	2022000891	2239 JARMAN ST	No	MEDICAL EMERGENCY-PRIORITY
2022-000893	05/30/22 10:36	05/30/22 10:43	2022000892	701 OVERBROOK DR	No	MEDICAL EMERGENCY-PRIORITY
2022-000916	06/02/22 17:08	06/02/22 17:17	2022000917	2005 5TH ST	No	FIRE ALARM RESIDENTIAL
2022-000917	06/02/22 17:15	06/02/22 17:33	2022000916	2929 BAKER ST	No	MEDICAL EMERGENCY-PRIORITY
2022-000946	06/07/22 15:34	06/07/22 15:45	2022000947	481 W SUMMIT AV	No	OVERDOSE - MED1
2022-000947	06/07/22 15:44	06/07/22 15:55	2022000946	3028 MAFFETT ST	No	MEDICAL EMERGENCY-PRIORITY
2022-000956	06/09/22 16:25	06/09/22 17:01	2022000957	3354 LEMUEL ST	No	MEDICAL EMERGENCY-PRIORITY

Incident#	Start	End	Same Time	Address	M.A. Rec?	Call Type
2022-000957	06/09/22 16:32	06/09/22 16:49	2022000956	65 E COLUMBIA AV	No	MEDICAL EMERGENCY-PRIORITY
2022-000961	06/10/22 19:32	06/10/22 19:41	2022000962	2204 5TH ST	No	MEDICAL EMERGENCY-PRIORITY
2022-000962	06/10/22 19:36	06/10/22 19:59	2022000961	525 W SUMMIT AV	No	OVERDOSE - MED1
2022-000979	06/13/22 02:28	06/13/22 02:42	2022000980	2800 BAKER ST	No	MEDICAL EMERGENCY-PRIORITY
2022-000980	06/13/22 02:37	06/13/22 02:47	2022000979	3104 LEMUEL ST	No	MEDICAL EMERGENCY-PRIORITY
2022-000988	06/14/22 12:39	06/14/22 12:54	2022000989	2825 SANFORD ST	No	MEDICAL EMERGENCY-PRIORITY
2022-000989	06/14/22 12:54	06/14/22 13:18	2022000988	799 E HOVEY AV	No	MEDICAL EMERGENCY-PRIORITY
2022-000994	06/15/22 04:13	06/15/22 04:25	2022000995	2040 HOYT ST	No	MEDICAL EMERGENCY-PRIORITY
2022-000995	06/15/22 04:24	06/15/22 04:49	2022000994	3104 LEMUEL ST	No	MEDICAL EMERGENCY-PRIORITY
2022-000999	06/15/22 13:55	06/15/22 14:08	2022001000	3033 MORTON AV	No	MEDICAL EMERGENCY-PRIORITY
2022-001000	06/15/22 14:07	06/15/22 14:27	2022000999	299 E HACKLEY AV	No	MEDICAL EMERGENCY-PRIORITY
2022-001008	06/16/22 16:44	06/16/22 16:53	2022001009	2316 SANFORD ST	No	FD ASSIST CITIZEN
2022-001009	06/16/22 16:50	06/16/22 17:03	2022001008	459 E COLUMBIA AV	No	MEDICAL EMERGENCY-PRIORITY
2022-001023	06/19/22 03:08	06/19/22 03:22	2022001024	2400 WOOD ST	No	GUN SHOT WOUND - MED1
2022-001024	06/19/22 03:15	06/19/22 03:50	2022001023	2308 PECK ST	No	MEDICAL EMERGENCY-PRIORITY
2022-001025	06/19/22 03:22	06/19/22 03:32	2022001024	680 IVORY AV	No	MEDICAL EMERGENCY-PRIORITY
2022-001033	06/19/22 19:50	06/19/22 19:59	2022001034	2200 REYNOLDS ST	No	MEDICAL EMERGENCY-PRIORITY
2022-001034	06/19/22 19:59	06/19/22 20:07	2022001033	201 E SHERMAN BL	No	MEDICAL EMERGENCY-PRIORITY
2022-001049	06/21/22 09:03	06/21/22 09:12	2022001050	3020 PECK ST	No	FD ASSIST CITIZEN
2022-001050	06/21/22 09:05	06/21/22 09:54	2022001049	3236 HOYT ST	No	MEDICAL EMERGENCY-PRIORITY
2022-001081	06/26/22 17:02	06/26/22 17:10	2022001082	2516 BAKER ST	No	MEDICAL EMERGENCY-PRIORITY
2022-001082	06/26/22 17:08	06/26/22 17:24	2022001081	2413 RIORDAN ST	No	MEDICAL EMERGENCY-PRIORITY
2022-001083	06/26/22 21:27	06/26/22 21:53	2020022021	2399 HOYT ST	No	STILL ALARM
2022-001086	06/27/22 13:53	06/27/22 14:14	2022001087	2716 7TH ST	No	MEDICAL EMERGENCY-PRIORITY
2022-001087	06/27/22 13:53	06/27/22 14:16	2022001086	2409 7TH ST	No	MEDICAL EMERGENCY-PRIORITY
2022-001108	06/30/22 21:52	06/30/22 21:58	2022001109	2316 SANFORD ST	No	MEDICAL EMERGENCY-PRIORITY
2022-001109	06/30/22 21:54	06/30/22 22:10	2022001108	2100 8TH ST	Yes	STRUCTURE FIRE
2022-001111	07/01/22 03:22	07/01/22 03:34	2022001112	2913 JEFFERSON ST	No	ASLT W / MED 1
2022-001112	07/01/22 03:28	07/01/22 03:40	2022001111	3229 SANFORD ST	No	MEDICAL EMERGENCY-PRIORITY
2022-001130	07/03/22 17:55	07/03/22 18:42	2020022115	3129 TEMPLE ST	No	STRUCTURE FIRE
2022-001131	07/03/22 18:41	07/03/22 19:05	2022001130	3380 HOYT ST	No	MEDICAL EMERGENCY-PRIORITY
2022-001151	07/06/22 18:12	07/06/22 19:16	2022001152	2512 BAKER ST	No	MEDICAL EMERGENCY-PRIORITY
2022-001152	07/06/22 19:07	07/06/22 19:17	2022001151	3020 PECK ST	No	FD ASSIST CITIZEN
2022-001153	07/06/22 19:16	07/06/22 19:28	2022001152	2824 8TH ST	No	MEDICAL EMERGENCY-PRIORITY
2022-001168	07/08/22 12:05	07/08/22 12:18	2022001169	3017 HOYT ST	No	MEDICAL EMERGENCY-PRIORITY
2022-001169	07/08/22 12:16	07/08/22 12:51	2022001168	65 E COLUMBIA AV	No	MEDICAL EMERGENCY-PRIORITY
2022-001171	07/08/22 15:58	07/08/22 16:16	2022001172	701 OVERBROOK DR	No	MEDICAL EMERGENCY-PRIORITY
2022-001172	07/08/22 16:08	07/08/22 16:31	2022001171	2513 SANFORD ST	No	MEDICAL EMERGENCY-PRIORITY
2022-001229	07/17/22 14:27	07/17/22 14:39	2022001230	3220 JEFFERSON ST	No	MEDICAL EMERGENCY-PRIORITY
2022-001230	07/17/22 14:31	07/17/22 14:52	2022001229	2504 SANFORD ST	No	MEDICAL EMERGENCY-PRIORITY
2022-001246	07/19/22 04:29	07/19/22 04:49	2022001247	2115 JARMAN ST	No	MEDICAL EMERGENCY-PRIORITY
2022-001247	07/19/22 04:49	07/19/22 05:03	2022001246	177 E OAKWOOD AV	No	MEDICAL EMERGENCY-PRIORITY
2022-001276	07/22/22 22:06	07/22/22 22:32	2022001277	1800 PECK ST	No	MEDICAL EMERGENCY-PRIORITY
2022-001277	07/22/22 22:09	07/22/22 22:41	2022001276	150 E SEAWAY DR WB	No	MEDICAL EMERGENCY-PRIORITY
2022-001288	07/23/22 21:37	07/23/22 22:14	2022001289	3199 LEMUEL ST	No	WIRES DOWN/POLE FIRE
2022-001289	07/23/22 21:52	07/24/22 00:37	2022001288	3319 8TH ST	No	WIRES DOWN/POLE FIRE
2022-001290	07/23/22 22:13	07/23/22 22:17	2022001288	245 W MAPLEWOOD AV	No	WIRES DOWN/POLE FIRE
2022-001291	07/23/22 22:18	07/23/22 22:32	2022001289	2044 HOYT ST	No	MEDICAL EMERGENCY-PRIORITY
2022-001292	07/23/22 21:55	07/23/22 22:24	2022001288	3354 9TH ST	No	WIRES DOWN/POLE FIRE
2022-001294	07/24/22 08:28	07/24/22 08:49	2022001295	2345 5TH ST	No	MEDICAL EMERGENCY-PRIORITY
2022-001295	07/24/22 08:41	07/24/22 09:01	2022001294	2936 HOYT ST	No	FD ASSIST CITIZEN
2022-001304	07/24/22 22:20	07/24/22 22:33	2022001305	3330 6TH ST	No	GAS LEAK - INSIDE
2022-001305	07/24/22 22:23	07/24/22 22:38	2022001304	2413 RAY ST	No	MEDICAL EMERGENCY-PRIORITY
2022-001334	07/28/22 23:14	07/29/22 01:14	2022001335	275 DRATZ ST	No	STRUCTURE FIRE
2022-001335	07/28/22 23:49	07/29/22 00:01	2022001334	3370 JEFFERSON ST	No	MEDICAL EMERGENCY-PRIORITY
2022-001357	08/02/22 19:18	08/02/22 19:40	2022001358	3362 HOYT ST	No	MEDICAL EMERGENCY-PRIORITY
2022-001358	08/02/22 19:30	08/02/22 19:50	2022001357	2146 HOYT ST	No	MEDICAL EMERGENCY-PRIORITY
2022-001368	08/03/22 21:31	08/03/22 21:42	2022001369	2508 SANFORD ST	No	GUN SHOT WOUND - MED1
2022-001369	08/03/22 21:39	08/03/22 21:54	2022001368	740 E HOVEY AV	No	SUICIDE-MED1
2022-001370	08/04/22 06:42	08/04/22 10:08	2022001371	2398 S GETTY ST	No	WIRES DOWN/POLE FIRE
2022-001371	08/04/22 09:00	08/04/22 09:10	2022001370	2001 PECK ST	No	MEDICAL EMERGENCY-PRIORITY
2022-001389	08/06/22 10:08	08/06/22 10:20	2022001390	2499 BAKER ST	No	PERS INJ ACCIDENT
2022-001390	08/06/22 10:13	08/06/22 10:38	2022001389	96 CRESCENT AV	Yes	STRUCTURE FIRE
2022-001408	08/09/22 11:12	08/09/22 11:27	2022001409	3208 SANFORD ST	No	ASLT W / MED 1

Incident#	Start	End	Same Time	Address	M.A. Rec?	Call Type
2022-001409	08/09/22 11:24	08/09/22 11:39	2022001408	65 E COLUMBIA AV	No	MEDICAL EMERGENCY-PRIORITY
2022-001426	08/11/22 18:18	08/11/22 18:45	2022001427	2332 MAFFETT ST	No	OVERDOSE - MED1
2022-001427	08/11/22 18:45	08/11/22 19:07	2022001426	3220 JEFFERSON ST	No	MEDICAL EMERGENCY-PRIORITY
2022-001436	08/13/22 09:50	08/13/22 12:15	2022001437	1428 TERRACE ST	No	COMMERICAL FIRE
2022-001437	08/13/22 11:20	08/13/22 11:35	2022001436	3020 PECK ST	Yes	FD ASSIST CITIZEN
2022-001443	08/14/22 11:29	08/14/22 11:46	2022001444	2905 PARK ST	No	MEDICAL EMERGENCY-PRIORITY
2022-001444	08/14/22 11:42	08/14/22 11:46	2022001443	3020 9TH ST	No	FD ASSIST CITIZEN
2022-001481	08/22/22 14:06	08/22/22 16:39	2022001482	553 LAKESHORE BL	No	STRUCTURE FIRE
2022-001482	08/22/22 14:37	08/22/22 14:54	2022001481	2112 6TH ST	No	MEDICAL EMERGENCY-PRIORITY
2022-001483	08/22/22 15:13	08/22/22 15:21	2022001481	3299 PECK ST	No	WIRES DOWN/POLE FIRE
2022-001492	08/23/22 17:09	08/23/22 17:38	2022001493	525 W SUMMIT AV	No	COMMERICAL FIRE
2022-001493	08/23/22 17:14	08/23/22 18:02	2022001492	349 E BROADWAY AV	No	PERS INJ ACCIDENT
2022-001518	08/28/22 16:40	08/28/22 16:50	2022001519	2508 SANFORD ST	No	MEDICAL EMERGENCY-PRIORITY
2022-001519	08/28/22 16:44	08/28/22 17:09	2022001518	3228 LEMUEL ST	No	FD ASSIST CITIZEN
2022-001523	08/29/22 13:34	08/29/22 14:07	2022001524	2600 SEAWAY DR SB	No	PERS INJ ACCIDENT
2022-001524	08/29/22 13:58	08/29/22 14:25	2022001523	1 E LINCOLN AV	No	WIRES DOWN/POLE FIRE

Total Incidents: 204

Total Receiving Aid: 9